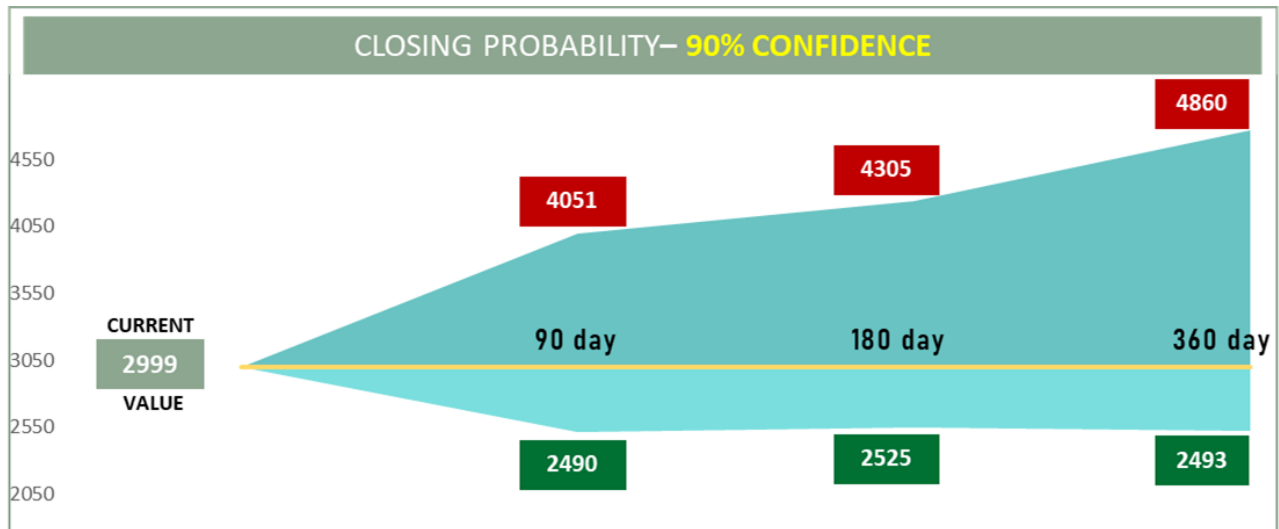


COMPANY NAME: AMAZON.COM INC

ISIN: US0231351067



Elaboration by AAM. Source: Bloomberg

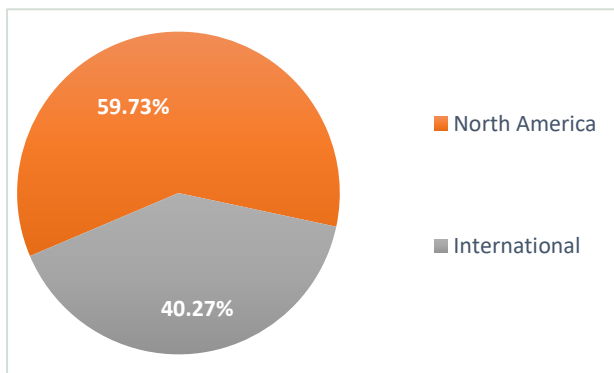
COMPANY HIGHLIGHTS

PRICES

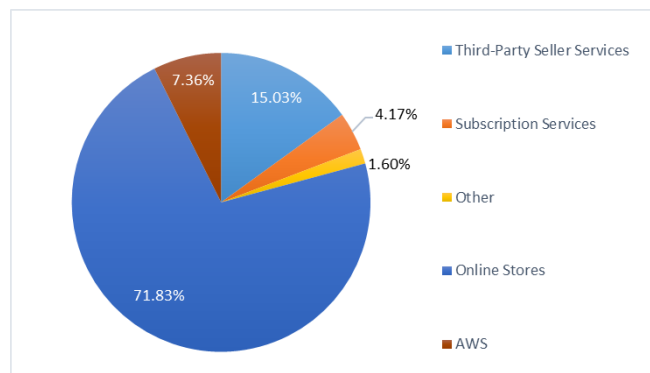
Share Price Performance in EUR			
Price	2999.86	30 Days Return	-9.30%
52 Week High	3552.25	180 Days Return	54.62%
52 Week Low	1626.03	52 Wk Return	72.25%
52 Wk Beta	0.17	YTD Return	62.34%

REVENUES

Geographical breakdown


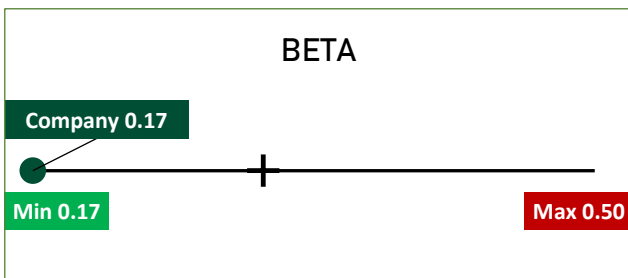

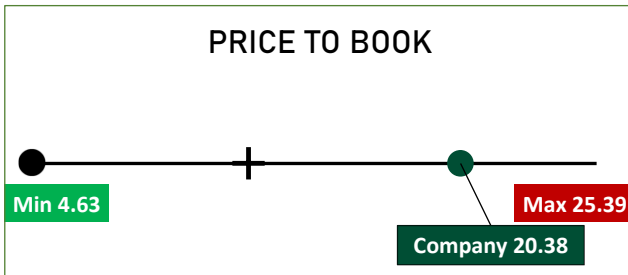


Product breakdown



Data from 2019 balance sheet. Source: Bloomberg

COMPANY VS PEERS



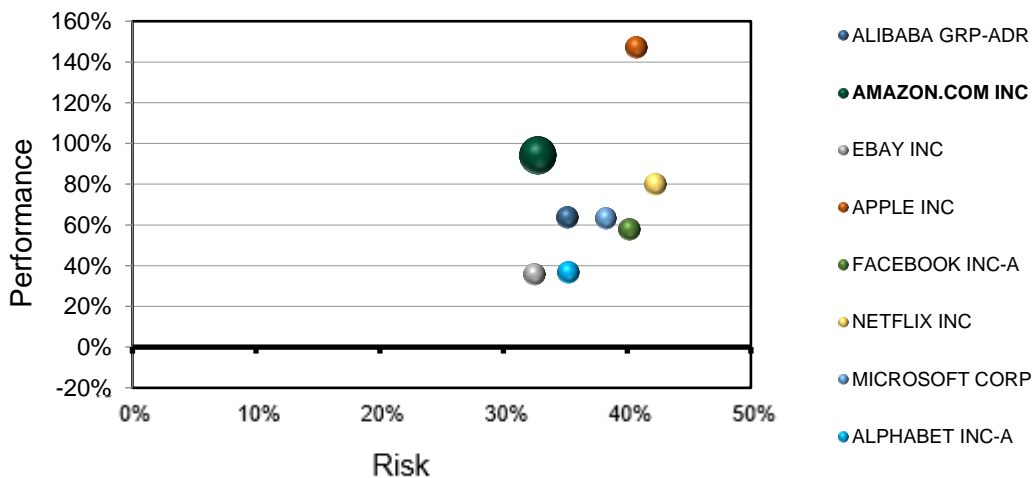
The following charts show, for each analyzed indicator, the company position respective to the lowest (Min) and highest (Max) among the competitors. Median values are also represented (short black vertical mark) as additional reference. Data from September 2020. Source: Bloomberg

The Price to Book ratio of the company is 20.38 (3° quartile).

With regard to the Profitability indicator ratios, the company has a Return On Equity of 20.79%, while the reference stock index (S&P 500 index) shows a value of 6.08%.

The Dividend Yield value generated by the company is 0.00% while the Beta value belongs to the first quartile with 0.17.

Historical risk-reward (1 Year)



1 year risk/return ratio graph. Performance=result of 12 months period, Risk=annualized volatility. Monthly data from September 2019 to August 2020. Source: Bloomberg

DISCLAIMER

This communication is provided by Ambrosetti Asset Management SIM (AAM), an independent advisory company authorized and subject to the supervision of Consob and Banca d'Italia.

This material is intended for professional investors only and serves as information support for the address of the recipient and for his sole personal information. The data, opinions, and, in general, the contents of the documents made available do not therefore represent a "solicitation to invest" pursuant to art. 1, paragraph 1, lett. t) of Legislative Decree 58/1998 and do not constitute investment advice or advice or recommendations pursuant to art. 1, paragraph 5, lett. f) of Legislative Decree 58/1998.

The data and statistics illustrated were processed on September 24, 2020, at 10 a.m. by the AAM Analysis & Research team and were produced using the proprietary Evidence-Based Performance Analysis® method, which allows an objective assessment of the risk and expected return on the variables analysed.

Historical performances are not indicative of future returns.

The historical performance data reported in this document could be based on backtesting, a procedure that makes it possible to evaluate the investment strategy by applying it to historical data to simulate the results obtainable. However, performance based on backtesting tests is purely hypothetical and is provided in this document for information purposes only. Backtesting data does not represent actual performance and should not be interpreted as an indication of current or future results.

If the currency of a financial product is different from the currency of your reference country, the return may increase or decrease due to currency fluctuations.

Past performance is not a guide or indication of future performance.

The Brands: Ambrosetti AM®, Evidence Based Performance Analysis®, Morgana Predictor®, Investimenti Consapevoli® and AAM Consulenza Italiana® are registered by Ambrosetti Asset Management SIM S.p.A. Morgana Predictor® and Volcor® are defended and protected by copyright regulations.

COMPANY DATA

Ambrosetti Asset Management SIM S.p.A.

Registered and administrative office: Via Conciliazione 1, 22100 Como

Tel. 031 338391 - Fax 031 3383999 – comunicazioni@ambrosettiam.com – www.ambrosettiam.com

Share Capital €404.000 i.v.

Registered as SIM n. 250, Consob Resolution N. 16591 del 05/08/2008

Member of the National Guarantee Fund

Register of Companies of Como 03760520969 Rea Como 298314 C.F. e P.I. 03760520969