

Elaboration by AAM. Source: Bloomberg

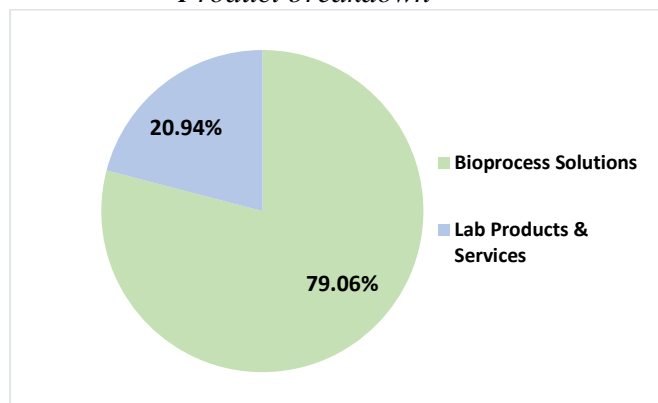
COMPANY HIGHLIGHTS

PRICES

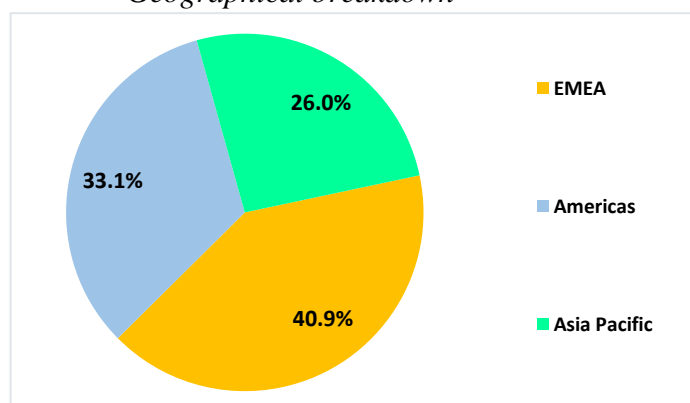
Share Price Performance in EUR			
Price	391.40	1M Return	-7.14%
52 Week High	631.60	6M Return	-1.95%
52 Week Low	293.30	52 Wk Return	-23.52%
52 Wk Beta	0.86	YTD Return	-34.03%

REVENUES

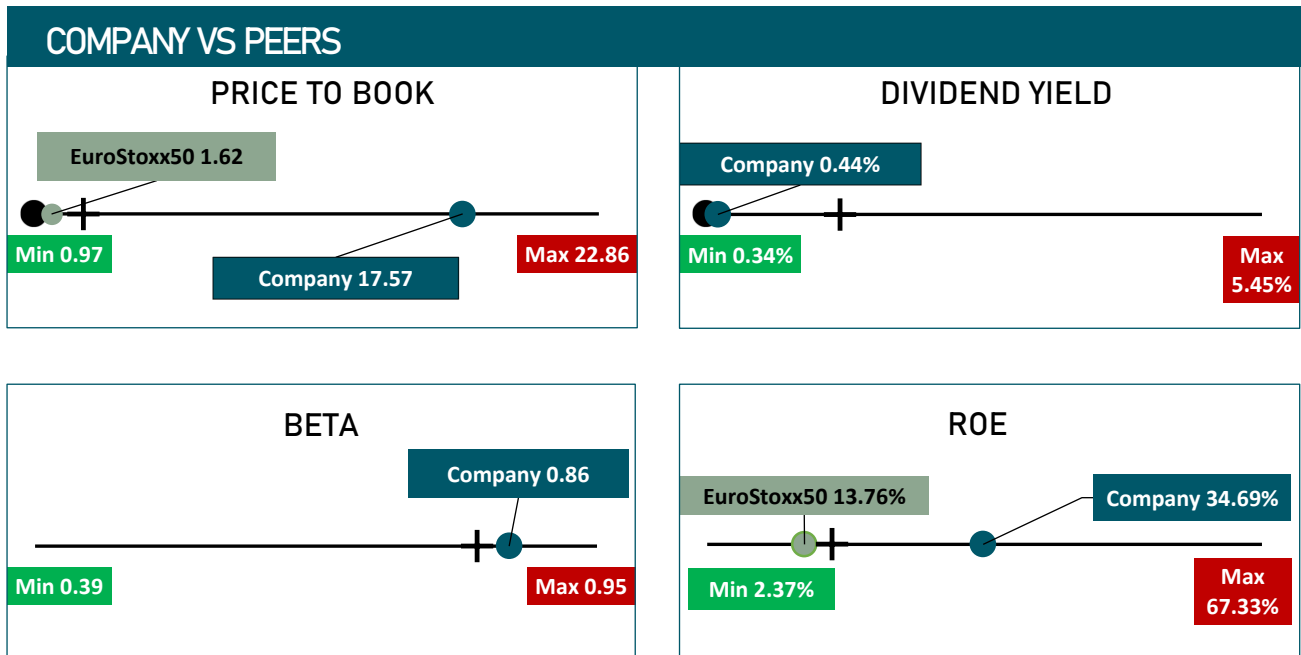
Product breakdown



Geographical breakdown



Data from 2021 balance sheet. Source: Bloomberg



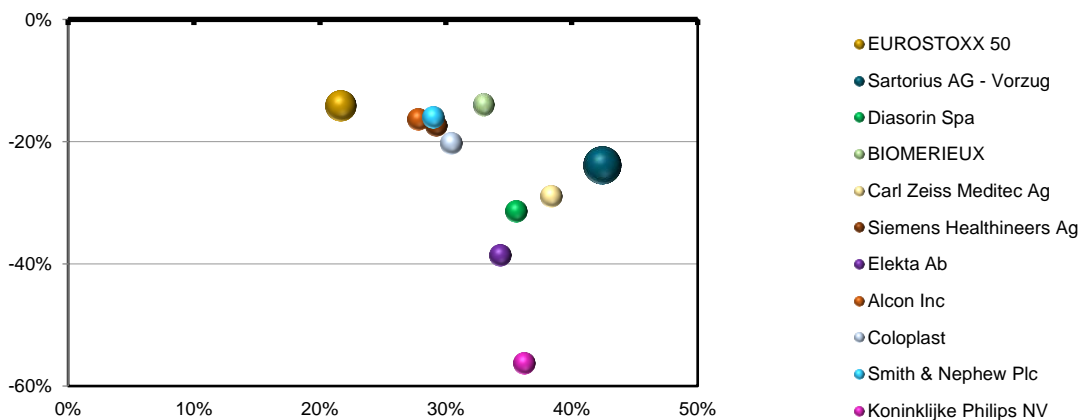
The following charts show, for each analyzed indicator, the company position respective to the lowest (Min) and highest (Max) among the competitors. Median values are also represented (short black vertical mark) as additional reference. The Eurostoxx50 index values are also shown in some of the charts. Data from October 2022. Source: Bloomberg

The Price to Book ratio of the company is 17.57 (4th quartile).

With regard to the Profitability indicator ratios, the company has a Return On Assets of 8.74% and a Return On Equity of 34.69%, while the reference stock index (Eurostoxx 50 index) shows a value of 1.64% for the ROA and 13.76% for the ROE ratio.

The Dividend Yield value generated by the company is 0.44% while the Beta value belongs to the 3rd quartile with 0.86.

Historical risk-reward (1 Year)



1 year risk/return ratio graph. Performance=result of 12 months period, Risk=annualized volatility. Monthly data from October 2021 to October 2022. Source: Bloomberg

DISCLAIMER

This communication is provided by Ambrosetti Asset Management SIM (AAM), a systematic independent consultancy and research company registered under supervision of Consob and Banca d'Italia (n. 250 of the SIM Register).

This material is intended for professional investors only and serves as information support for the address of the recipient and for his sole personal information.

The opinions and data contained in the documents made available to investors, also with reference to companies and securities that may be traded, express the analyzes and forecasts of AAM at the time of sending the material and may vary according to the changed market conditions and changed business strategies and do not consist as investment recommendations, nor investment solicitation and investment advice.

AAM does not have and will not be able to assume any responsibility for the investor's investment choices that remain the result of analyzes and choices made with its own and autonomous evaluations as part of the investment policy.

The data and statistics illustrated in the documents made available to investors represent objective information resulting from original and rigorous processing and were produced through a documented process using the proprietary "Evidence Based Performance Analysis" ® methodology.

Historical performances are not indicative of future returns.

The historical performance data reported in this document could be based on backtesting, a procedure that makes it possible to evaluate the investment strategy by applying it to historical data to simulate the results obtainable. However, performance based on backtesting tests is purely hypothetical and is provided in this document for information purposes only. Backtesting data does not represent actual performance and should not be interpreted as an indication of current or future results.

COMPANY DATA

Ambrosetti Asset Management SIM S.p.A.
Registered and administrative office: Via Conciliazione 1, 22100 Como
Tel. 031 338391 - Fax 031 3383999 – comunicazioni@ambrosettiam.com – www.ambrosettiam.com
Share Capital €404.000 i.v.
Registered as SIM n. 250, Consob Resolution N. 16591 del 05/08/2008
Member of the National Guarantee Fund
Register of Companies of Como 03760520969 Rea Como 298314 C.F. e P.I. 03760520969